




VEHICLE	KIT	CROSSBAR
VW Golf MkVII (incl. GTi & R) 5dr Hatch	DK390	SZ126
RUNNING DATES	13-21	
VEHICLE NOTES		

VISIT THE ONLINE  
CALCULATOR FOR CURRENT  
SYSTEM LOAD LIMIT DATA



**DYNAMIC ROAD LOAD LIMIT (NOTE: DIFFERENT ON AND OFF ROAD CARGO LIMIT)**  
**\*USE THE VEHICLE MANUFACTURER'S MAXIMUM ROOF ALLOWANCE IF IT IS LOWER THAN THE FIGURE LISTED**

 LOAD LIMIT	 SYSTEM WEIGHT	 ON ROAD CARGO LIMIT	 OFF ROAD CARGO LIMIT (ON ROAD CARGO LIMIT / 2)
UP TO <b>75 kg *</b> <b>165 lb</b>	<b>— 5 kg</b> <b>11lb</b>	<b>= UP TO 70 kg</b> <b>154 lb</b>	<b>OR UP TO 35 kg</b> <b>77 lb</b>

### PAD AND CLAMP DETAILS

**PLATE ID:**  
M311

**PAD ID:**  
M414

**CLAMP ID:**  
SUB0464

**PLATE ID:**  
M311

**PAD ID:**  
M415

**CLAMP ID:**  
SUB0464

**PLATE ID:**  
M311

**PAD ID:**  
M416


**CLAMP ID:**  
SUB0465

**PLATE ID:**  
M311

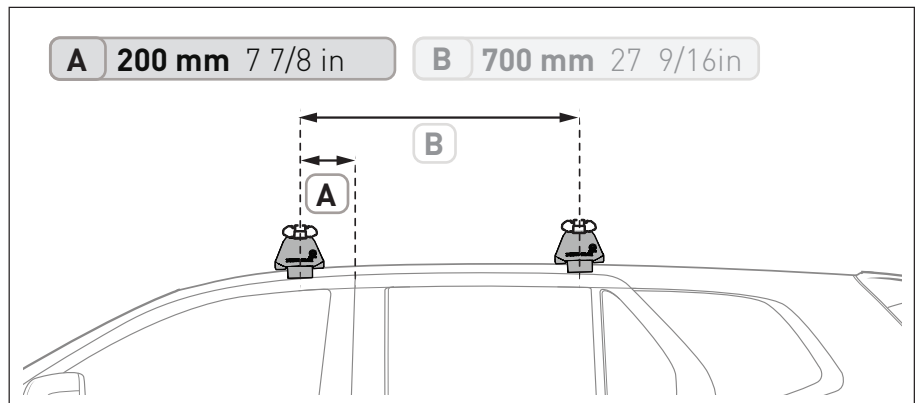
**PAD ID:**  
M416

**CLAMP ID:**  
SUB0465

### MEASUREMENT STRIPS



### VEHICLE POSITIONING



### NOTES FOR DEALERS / FITTERS

It is your responsibility to ensure these fitting instructions are given to the end user or client.

Document No: R4554  
Issue No: 1  
Issue Date: 6-Jan-25